



District Report Card: 2017


State: Chhattisgarh	District: Jashpur
Class: 8	Subject: Language
Schools: 51	Students: 1276


Participation/Coverage


Students

<div>GENDER</div> <div></div>	Boys		Girls	
	Number	%	Number	%
	582	45.61	694	54.39

<div>AREA</div> <div></div>	Rural		Urban	
	Number	%	Number	%
	1188	93.10	88	6.90

<div>CATEGORY</div> <div></div>	SC		ST		OBC		GEN	
	Number	%	Number	%	Number	%	Number	%
	95	7.45	826	64.73	312	24.45	43	3.37

<div>CWSN</div> <div></div>	LD	VI	HI	S&LD	ID	Oth
	4	1	1	4	3	3

<div>Management</div> <div></div>	Government		Government-aided	
	Number	%	Number	%
	955	74.84	321	25.16

Average Performance of Students in Language (%)

Overall	Gender		Area		Management		Social Group			
	Male	Female	Rural	Urban	Govt.	Aided	SC	ST	OBC	GEN
55.31	52.03	58.06	54.94	60.30	54.18	58.65	57.68	54.32	57.67	51.94

Performance on Learning Outcomes (LOs)

Learning Outcomes	Description	Average Performance(%)
L813	Read textual/non-textual materials with comprehension and identifies the details, characters, main idea and sequence of ideas and events while reading	55.31

Range of Performance of Students who Answered Correctly							
Below 30%		30% - 50%		50% - 75%		Above 75%	
Number	%	Number	%	Number	%	Number	%
194	15.20	304	23.82	518	40.60	260	20.38

Lowest Performing Learning Outcomes (LOs)

1 - Read textual/non-textual materials with comprehension and identifies the details, characters, main idea and sequence of ideas and events while reading (55.31)